

Locking Devices













400 Hertz 20A and 30A Locking Devices

20A 400Hz 3ØY 120/208V and 30A 28V DC, 400Hz 120V, 3ØΔ 120V and 3ØY 120/208V Locking Devices, 2-Pole 3-Wire, 3-Pole 4-Wire and 4-Pole 5-Wire Grounding Inches (mm)

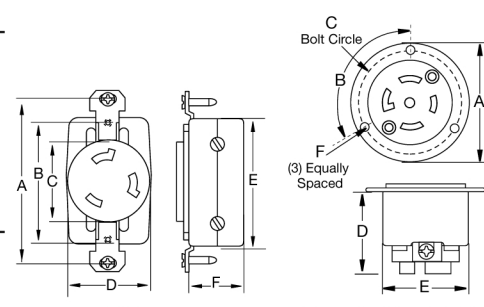
TECH-SPEC®



Rating	Poles/ Wires	Cord Diameter	Description	Tripple Gripper		Flanged Devices Equipment Base with Nylon White Cup		Single Urea Receptacle, All Black
				Nylon Plug	Nylon Connector	Male	Female	
20A 400Hz, 3ØY 120/208V	4-Pole 5-Wire	.465"-1.150" (11.8-29.2)	Black/White	40045NP	40045NC	40045MB	40045ER	40045FR
 Plug  Connector								
NEMA FSL1, 30A 28V DC	2-Pole 3-Wire	.300"-.950" (7.6-24.1)	Black/White	FSL1NP	FSL1NC	—	—	FSL1FR
 Plug  Connector								
NEMA FSL2, 30A 400Hz 120V	2-Pole 3-Wire	.465"-1.150" (11.8-29.2)	Black/White	FSL2NP	FSL2NC	—	—	FSL2FR
 Plug  Connector								
NEMA FSL3, 30A 400Hz 3ØΔ 120V	3-Pole 4-Wire	.465"-1.150" (11.8-29.2)	Black/White	FSL3NP	FSL3NC	—	—	FSL3FR
 Plug  Connector								
NEMA FSL4, 30A 400Hz 3ØY 120/280V	4-Pole 5-Wire	.465"-1.150" (11.8-29.2)	Black/White	FSL4NP	FSL4NC	—	—	FSL4FR
 Plug  Connector								

Note: 400 Hertz locking devices have a unique locking configuration that is not interchangeable with existing locking configurations. They have been designed, tested and approved for use on 400 Hz (400 cycles per second) circuits.
 This higher frequency (400 Hz) is used in place of the normal 60 Hz in certain military, industrial and aircraft applications. Where power, size and weight are important factors, the application of 400 Hz, in aircraft for example, permits the use of small, powerful electric motors that result in a substantial weight reduction. The National Electrical Code requires that "receptacles connected to circuits having different voltages, frequencies or types of current (AC or DC) on the same premises shall be of such design that the attachment plugs used on these circuits are not interchangeable." Thus users of 400 Hz and 60 Hz attachment plugs and receptacles must segregate the frequencies when used on the same premises.
 See page G-20 for weather protective boots for 20 amp nylon locking plugs.

Product Dimensions Inches (mm)

Plug		Single Receptacle	Flanged Devices	
A	2.86" (72.4)			
B	1.89" (48.0)	2.38" (60.5)	120°	
C	2.13" (54.1)	1.56" (39.6)	2.68" (68.1)	
Connector		D	2.03" (51.6)	
A	3.90" (99.1)	E	2.16" (54.9)	
B	1.89" (48.0)	F	(3) 0.19" (4.8)	
C	2.13" (54.1)	1.14" (29.0) FSL1FR		
		1.20" (30.5) 40045FR		

Note: See page R-8 for horsepower ratings.